


Unique style, secure living

Entrance door systems that are your perfect match





Your own four walls are where you want to fulfil your visions of life and living. The entrance door is not just a form of direct access to the inside of a building, it also serves as a first glimpse of the inhabitants' character. Why not create high-quality individual designs with Schüco entrance doors. Thanks to a variety of design options, Schüco front doors can be perfectly tailored to your own taste and the architecture of your building. The Schüco AD UP aluminium door combines timeless design with the highest degree of security, thermal insulation, watertightness and durability. This means there are virtually no limits to creativity – even large-scale doors are feasible.

Aluminium front doors

German engineering

Why aluminium?

Aluminium offers you considerable freedom when creating an individual design for your building project. Timeless design ideas and requirements can be implemented with a high level of quality thanks to the wide range of different surface finishes combined with a high load-bearing capacity and narrow face widths. High durability, corrosion resistance and weathering resistance ensure stability and a long life cycle. As a 100% recyclable material, aluminium meets the highest requirements of the circular value chain and the international Cradle-to-Cradle standard.



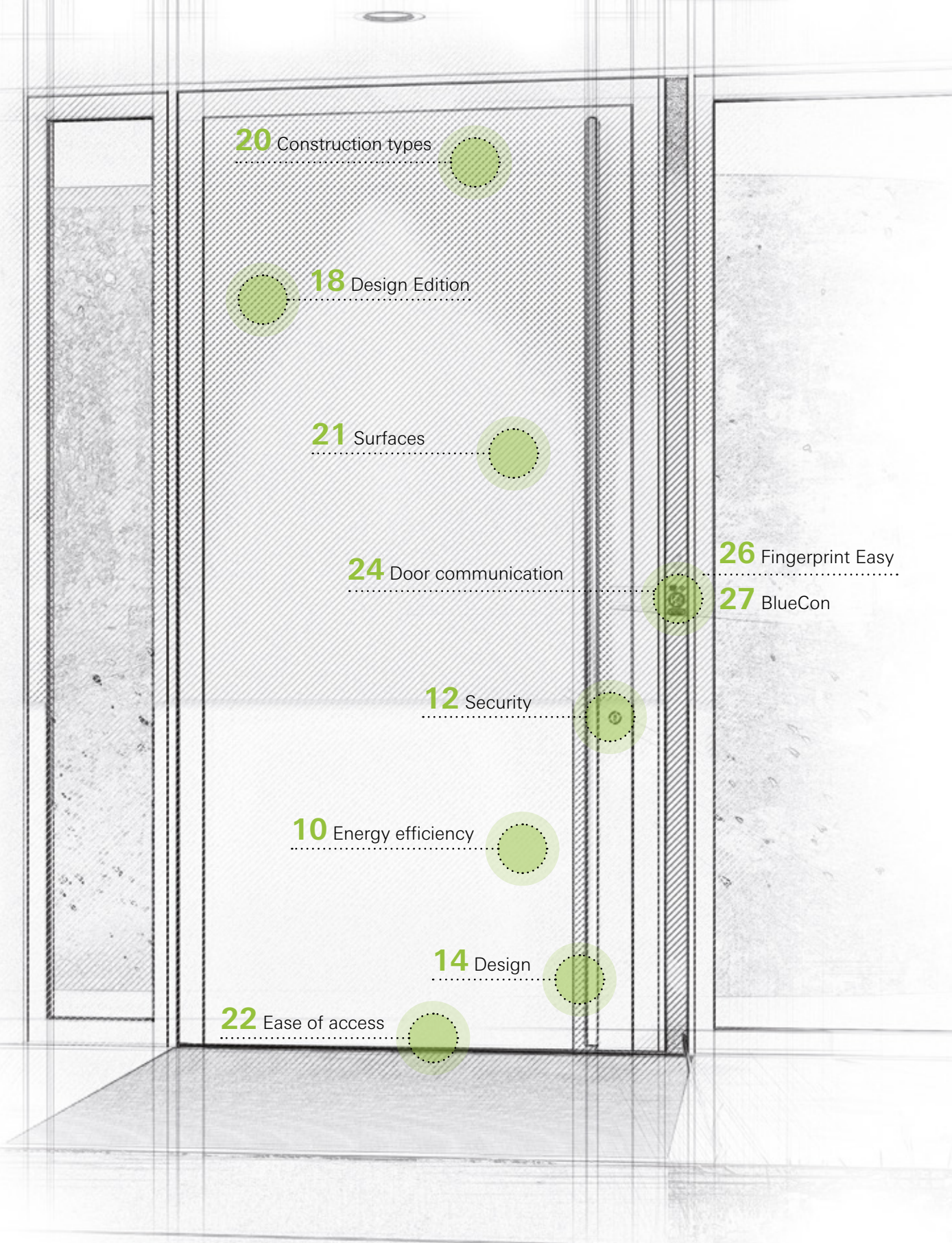


Aluminium entrance
doors feature:

- Maximum stability and durability thanks to the high aluminium content
- Operational reliability and convenient functionality
- Resistance to weathering
- Low maintenance
- Elegant design
- Optimum energy efficiency and thermal insulation
- Recyclability, ecological sustainability
- Increased value of the property
- Robust design
- PAS 24 certified to ensure security and peace of mind



Contents






The perfect door for every house

Ease of access coupled with a unique design and modern door communication systems from Schüco allows you to always find the ideal door to suit your needs. Schüco offers you everything from a single source and complements traditional family homes just as well as unique design projects.



Schüco AD UP 75 BL door system combined with all-over door infill – for a traditional family home with style and high quality standards.

Energy efficiency



Mounted infill, on one side
(view from outside)

Thermal insulation

Starts today, right at your front door

The heat stays in and the cold is kept out. Entrance doors from Schüco already meet all the legal requirements of tomorrow in terms of thermal insulation. The potential energy savings can be fully exploited through the combination of entrance door, windows, sliding units etc. The result is lower energy costs. And a commitment to climate protection that starts at the entrance to your home.



Mounted infill, on both sides
(external view)

Benefits of good thermal insulation

- Savings on energy/heating costs
- Climate protection, CO₂ reduction
- Increased levels of comfort in your home



Anyone involved in building has to look ahead – years, even decades ahead. For Schüco, sustainable building means using environmentally-friendly products that conserve resources. This is why we make sure that our systems can be recycled at the end of their useful life. Laying the groundwork today for a better tomorrow.

www.schueco.com/c2c

Constant room climate

A thermally insulated Schüco front door permanently guarantees a comfortable living space, irrespective of the temperature outside. The heat is kept inside the house during the winter months and outside in the summer. In this way, you save on expensive energy for your heating and air conditioning – whilst also helping to protect the climate. Schüco guarantees you the highest insulation values whatever the weather. Our door thresholds create a high level of comfort and protect your home from the weather, such as driving rain and draughts.



Schüco AD UP 90.SI door system for optimum thermal insulation values to passive house level.

Security

Schüco front doors offer security from a single source

Modern front doors are like an advertisement – the first impression that guests have of your home. The Schüco AD UP Residential door system gives you an entrance that is both inviting and secure

- 1 Schüco AD UP – certified profile system
- 2 Burglar-resistant door infill
- 3 Multi-point locking
- 4 Lock and security profile cylinder
- 5 Anchoring to the masonry





Schüco AD UP 75 door system with smart components such as the DCS camera and light module as well as secure DCS access control.

Add a touch of personal style with an individual design



Schüco AD UP Design Edition door system, combined with Schüco DCS SmartTouch, fully concealed door hinges and illuminated, seamlessly integrated flush pull grips for the highest requirements in terms of design, comfort and door management

Customise colours and designs

A visually perfect door design is created through the coordinated combination of door frames, leaf frames and door infills. The door infill, integrated in the frame of the active door leaf, is the most important styling element when it comes to giving your dream door a distinctive design thanks to the variety of colours and shapes. Your Schüco partner has a comprehensive range of door infills waiting for you. However you want to add a touch of personal style, the option to design door frames and door infills with different colours inside and outside provides further design options.


- A variety of shapes and colours for individual design options
- Different, individual surface finish colours on the outside and inside
- Nearly all colours and gloss levels are possible
- Modern colours and surface finishes provide for a high quality and desirable design



Straight lines

Balanced external appearance


- Flush look on the outside
- Individual colour design on the inside and outside



Rebate appearance

Harmonious rebate appearance

- Seamless, easy to clean and dirt-resistant
- Concealed unit fixing
- Maximum energy efficiency due to additional foam inserts



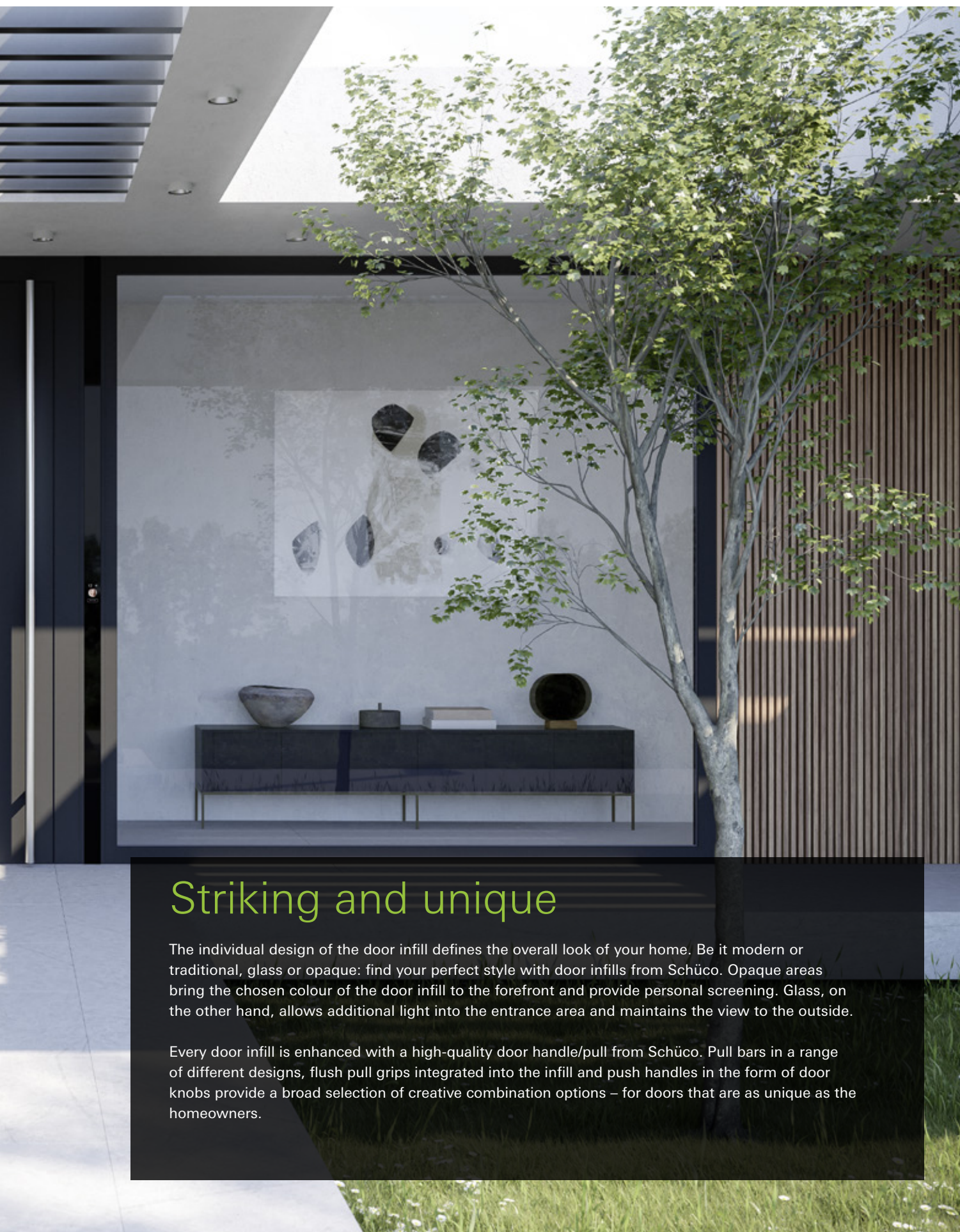
Aluminium composite threshold

Entrance door threshold

- Available as a thermally broken composite aluminium threshold or a barrier-free, level entrance
- Barrier-free in accordance with DIN 18040
- Concealed fixing to the building structure
- Can be dismantled/replaced in the event of damage



Closed door infill for an opaque area next to a generous sidelight



Striking and unique

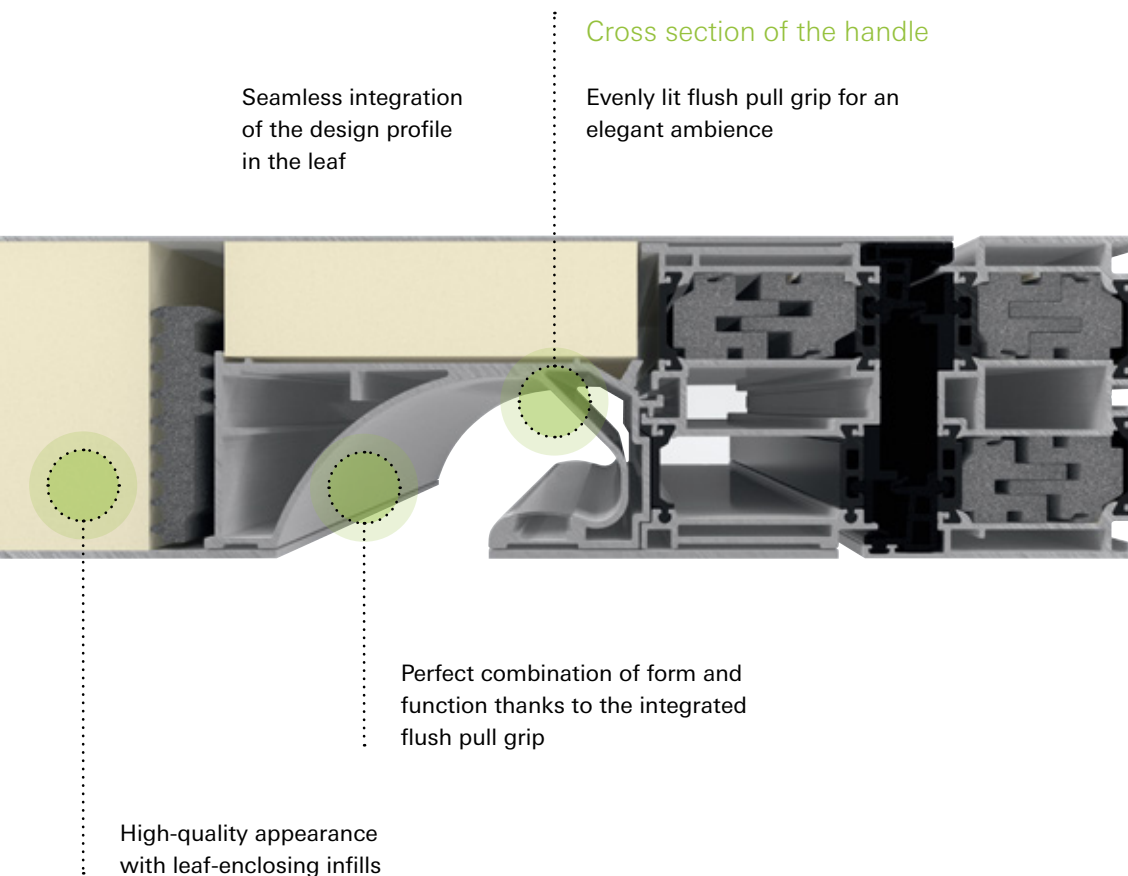
The individual design of the door infill defines the overall look of your home. Be it modern or traditional, glass or opaque: find your perfect style with door infills from Schüco. Opaque areas bring the chosen colour of the door infill to the forefront and provide personal screening. Glass, on the other hand, allows additional light into the entrance area and maintains the view to the outside.

Every door infill is enhanced with a high-quality door handle/pull from Schüco. Pull bars in a range of different designs, flush pull grips integrated into the infill and push handles in the form of door knobs provide a broad selection of creative combination options – for doors that are as unique as the homeowners.

Design Edition – Highlights

Make a statement – for the most demanding requirements in terms of form and function

Schüco Design Edition represents the highest demands in terms of aesthetics – with a flush pull grip that is integrated into the door leaf as a design feature. The flush pull grip blends in seamlessly with the standard profile geometry of the door and creates a flush look together with the leaf-enclosing infill – all combined with outstanding thermal insulation properties and a high level of stability as a matter of course.







Construction types

Toplights and sidelights

When planning an entrance door, ratios and proportions are very important. A high-quality door leaf should be the centrepiece of the door and, by extension, your home. The door should match the character of the house traditional or modern? Should you add a dash of colour? How will you control access? From a normal profile cylinder lock to access control via your smartphone – the possibilities are endless.





Smooth satin finish



Smooth matt

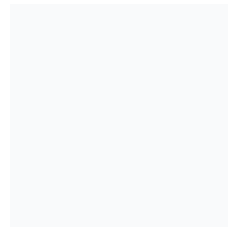


Fine texture


Surfaces

Different colours
Availability depends on the manufacturer

Aluminium RAL surface finishes




RAL 9016, traffic white



DB 703



RAL 7016, anthracite grey



RAL 9006, white aluminium



RAL 9007, grey aluminium



RAL 9005, jet black



Schüco AD UP door system as a barrier-free access solution with a maximum opening width, in combination with a barrier-free threshold and smart components such as Schüco BlueCon and DCS SmartTouch as a surface-mounted wall installation – for unimpeded, easy access to your home.

Ease of access


Ease of access means, easy operation, usability, a high degree of comfort and comprehensive access for all. With entrance doors from Schüco, you can create barrier-free entrances that are easy to open and close. Whether it's for parents with pushchairs, the elderly, small children or people with physical handicaps – with a large selection of profiles and fittings components, Schüco door systems combine easy access with elegant design



Door communication – Intelligent, system-based design



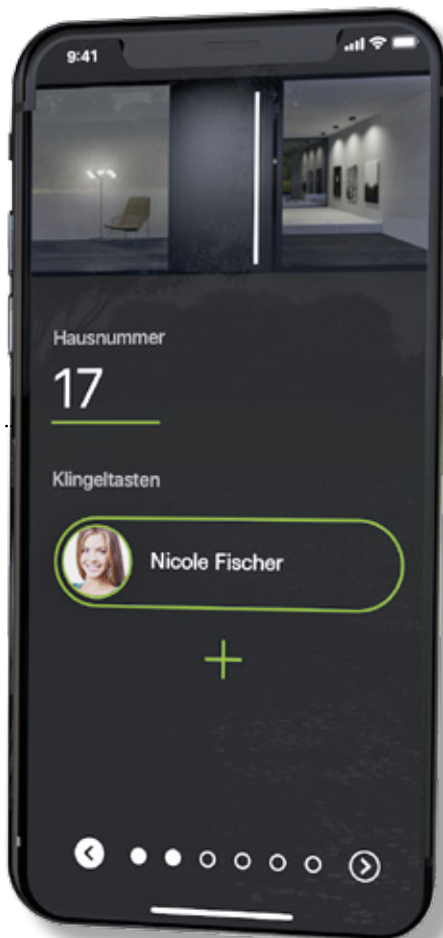
17



Nicole Fischer

schüco

Please contact your sales representative for more information about delivery capacity and availability.



THE SMART INTERCOM SYSTEM FOR YOUR ENTRANCE DOOR

Schüco DCS SmartTouch has everything you need for a secure entrance area: reliable access control, a camera, doorbell, night vision and a brightness sensor. It is also fitted with the latest internet technology, so you can set up your personal house number and connect your smartphone to the system.


EASY AND CONVENIENT

Operate Schüco DCS SmartTouch easily and intuitively via the touchscreen, or use your smartphone to control the door intercom system while on the move when you are connected to the internet. In this way, you can access your camera and audio system at any time and effectively protect against potential break-ins.

Use the Schüco app to set up your Schüco DCS SmartTouch in just a few steps. For example, authorised users can enter their house number and personal PIN code.



Effortless set up via a smartphone



Access your front door easily while you are out



Schüco Fingerprint Easy

Nothing is as unique as your fingerprint. With the innovative Schüco Fingerprint Easy access system, you can secure your entrance area effortlessly, only authorised fingerprints will open the front door. These can be configured very easily with user profiles on the system. Installed in entrance doors, the Fingerprint Easy module features an elegant, timeless design and also fits into the smallest of spaces in door leaves, fittings or door outer frames.



Schüco BlueCon

Make your daily life easier with the Schüco BlueCon module, the Bluetooth unit for entrance doors. The door lock is simple to control at the touch of a button via an app on your smartphone. And if your hands are full, the door opens by itself using the auto-unlock function, even when your smartphone is in your pocket. The connection between the lock and your smartphone is established in a matter of seconds via Bluetooth.

The design of your entrance is not compromised, as the BlueCon module is concealed and almost invisible in the door rebate on the inside. The module is protected from environmental influences such as rain and storms and features a smart added extra: you no longer need conventional house keys.

Schüco UL Limited

www.schueco.uk

Follow us:

**Schüco – System solutions for windows, doors and façades**

Based in Bielefeld, the Schüco Group develops and sells system solutions for windows, doors and façades. The company strives to be the industry leader in terms of technology and service today and in the future. In addition to innovative products for residential and commercial buildings, the building envelope specialist offers consultation and digital solutions for all phases of a building project – from the initial idea through to design, fabrication and installation. 12,000 fabricators, developers, architects and investors around the world work together with Schüco.

SCHÜCO
